

PLACE AGAINST INSIDE DOOR AND FRAME

SIDE A

To edge of template

0.750"

**THIS PAGE IS FOR DIMENSIONAL VERIFICATION ONLY
NOT TO BE USED FOR TEMPLATE PRINTING BY SUPPLIER**



Drill for #10 sheet metal or #10-24 machine screw.
(8X)



0.500"

1.123"

0.500"

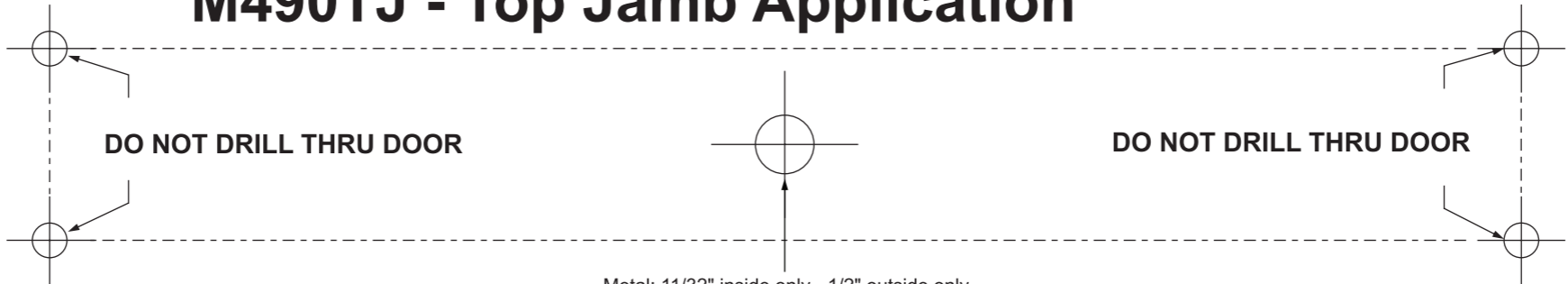
6.500"

Place this line along bottom edge of frame face.

RH installation: Place this edge of template along inner frame edge, opposite hinges.

SIDE A

M490TJ - Top Jamb Application



DO NOT DRILL THRU DOOR

DO NOT DRILL THRU DOOR

Metal: 11/32" inside only - 1/2" outside only
Wood: 1/2" through.


1.626"

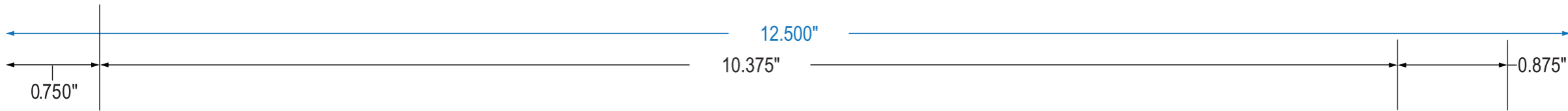
0.550"

0.550"



© 2014 Allegion
Printed in China
44487379 Rev. 01/14-d





SIDE B

PLACE AGAINST INSIDE DOOR AND FRAME



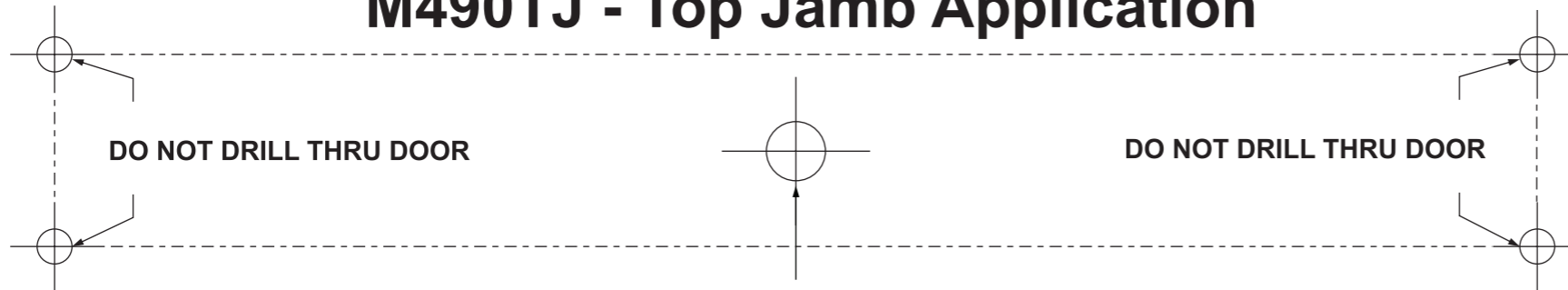
**THIS PAGE IS FOR DIMENSIONAL VERIFICATION ONLY
NOT TO BE USED FOR TEMPLATE PRINTING BY SUPPLIER**

LH installation: Place this edge of template along inner frame edge, opposite hinges.

Place this line along bottom edge of frame face.

M490TJ - Top Jamb Application

SIDE B



Customer Service
1-877-671-7011
www.allegion.com/us

